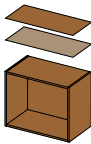


*cubus and cubus pure living*



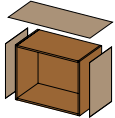
**cubus**

Details which are typical for TEAM 7 such as slot-and-pin connections for the frame and base, finger-jointed drawer and solid wood fronts sorted by hand highlight the quality of the craftsmanship of the entire **cubus** range. The 25 mm thick top board emphasises the solid construction of the **cubus** range. A glass table top can also be selected as an option. The modular cabinet system can be individually configured with 13 heights, 5 widths and 4 depths.



**cubus pure**

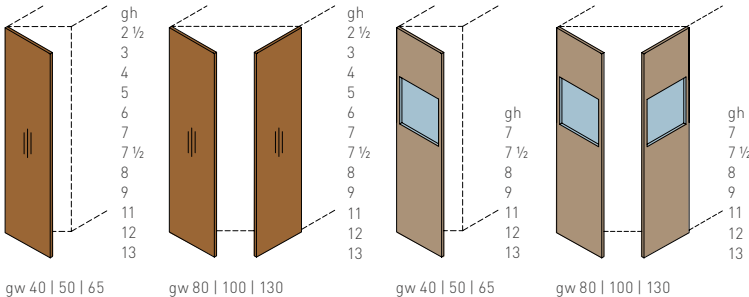
The central design feature of the **cubus pure** living range is the delicate coloured glass which surrounds the fronts like a passe-partout frame. The fine glass edges and recessed plinth provide a light, floating visual appearance. The glass sides can be easily exchanged using connection adapters developed and patented by our engineers. The modular **cubus pure** cabinet system with 13 heights, 5 widths and 4 depths can be configured to suit your needs.



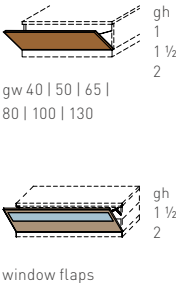
**cubus, cubus pure and cubus quadrat**

Units can be equipped with a free choice of various components (hinged door, drawers, flaps).

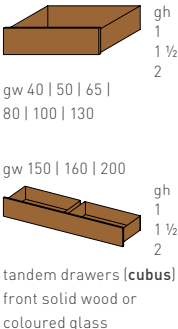
**single doors/double doors/doors with viewing panel**



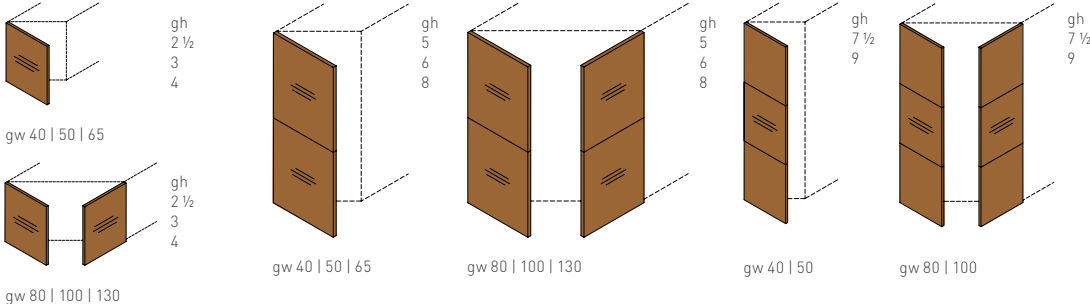
**flaps**

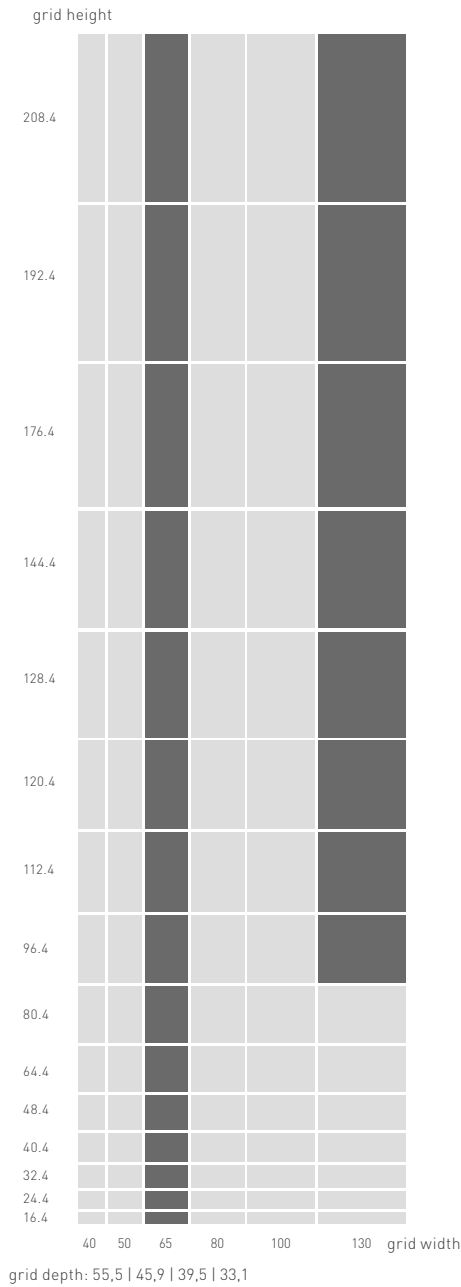


**drawers**



**quadrat single doors/pairs of doors**



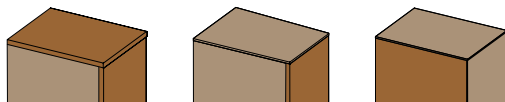


grid depth: 55,5 | 45,9 | 39,5 | 33,1

## cubus and cubus pure body-system

**top:** solid wood [only for **cubus**] or coloured glass  
**front:** solid wood, frame [only for **cubus**] or coloured glass [only for **cubus**]  
**shelves:** solid wood or coloured glass  
**types of wood:** alder, beech, beech heartwood, oak, wild oak, venetian oak [only for **cubus pure**], moka oak [only for **cubus pur**] cherry, walnut, wild walnut, maple white oil, oak white oil, wild oak white oil  
 wild arrangement only available for fronts  
**glass colours:** see last page  
**drawers:** full-pull out mechanism in metal and quiet self closing mechanism  
**handles:** flap handle wood [only for wood front], flap handle stainless steel or bronze matt (for wood front or for glass front), stainless steel knob [only for **cubus** wood front], touch fitting  
**bases/wall mount:** plinth, **cubus pure** slide [only for **cubus pure**], slide [only for **cubus**], wooden base, recessed plinth  
**touch fitting:** for flaps and drawers, height 16.4 cm, 24.4 cm, 32.4 cm

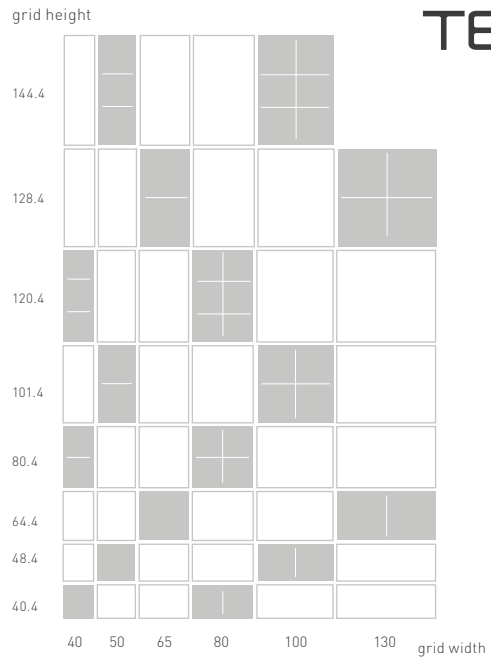
## top board



solid wood (2.5 cm) for **cubus**

coloured glass (0.4 cm) for **cubus**

coloured glass (0.4 cm) for **cubus pure**




grid depth: 55,5 | 45,9 | 39,5 | 33,1

## cubus quadrat and cubus pure quadrat

**top:** solid wood [only for **cubus**] or coloured glass  
**front:** solid wood (horizontal grain) or coloured glass  
**types of wood:** alder, beech, beech heartwood, oak, wild oak, venetian oak [only for **cubus pure**], moka oak [only for **cubus pure**], cherry, walnut, wild walnut, maple white oil, oak white oil, wild oak white oil  
 wild arrangement only available for fronts  
**glass colours:** see last page  
**handles:** flap handle wood [only for wood front], flap handle stainless steel or bronze matt for wood front or for glass front, stainless steel knob [only for **cubus** wood front], touch fitting  
**wall mount:** plinth, slide, wall mount, recessed plinth

## fronts



solid wood

coloured glass on frame

glass on frame only for **cubus**

frame with center panel glass only for **cubus**

## handles



flap handle wood [only for wood front]

flap handle stainless steel or bronze matt for wood front

flap handle stainless steel or bronze matt for glass front

touch fitting

stainless steel knob [only for **cubus** wood front]

## bases and wall mounts



plinth h 4.6 cm for **cubus**

recessed plinth h 4.6 cm

wall mount up to grid depth 45.9 cm

slide h 12.6 cm only for **cubus** [gloss or matt]

**cubus pure** slide h 14 cm only for **cubus pure** [stainless steel finish or bronze matt]

design elements

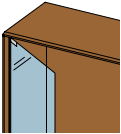


design elements

The design elements are open units made of pure solid wood, which integrate perfectly into the TEAM 7 element system. Whether as a free-standing suspended solo piece, or combined with or flush-mounted in sideboards, dressers, wall units, and kitchens, the design elements offer space to present decorative accessories – similar to a display case.

The display-cabinet character can be accentuated with optional all-glass doors. These hinged doors made of transparent glass available in clear glass, smoked glass, or palladium. The back panel of the design element is available in a choice of coloured glass or wood.

front



all-glass door

handles



flap handle stainless steel or bronze matt for glass front



touch fitting

top boards



coloured glass [0.4 cm]

solid wood [2.5 cm]

without top board

bases and wall mounts




recessed plinth h 4.6 cm



wall mount up to grid depth 45.9 cm

shelf back board



wood grain upright

wood grain horizontal

coloured glass

## design elements

**cover panel:** solid wood, coloured glass or without cover panel

**front:** all-glass door (clear glass, smoked glass, palladium or frosted glass)

**types of wood:** alder, beech, beech heartwood, oak, moka oak, cherry, walnut, maple white oil, oak white oil

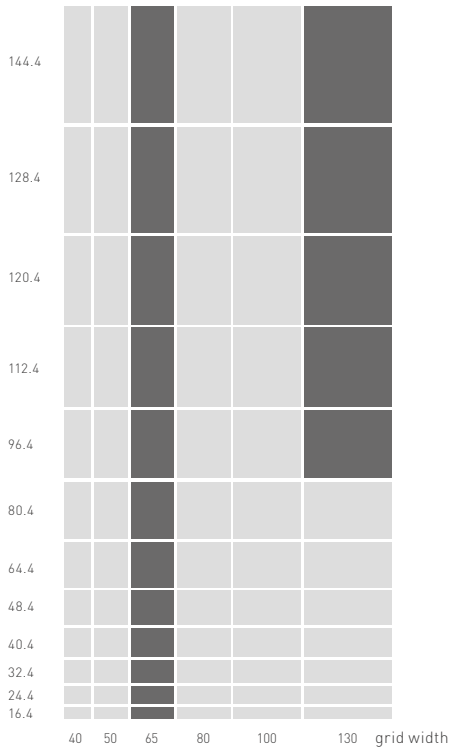
**shelf back board:** solid wood (grain upright or horizontal), coloured glass

**glass colours:** see last page

**handles:** flap handle stainless steel or bronze matt, touch fitting

**wall mount:** recessed plinth, wall mount

grid height

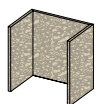
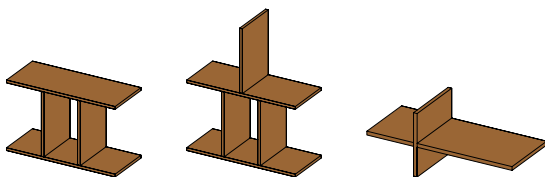


grid depth: 55,5 | 45,9 | 39,5 | 33,1 | 23,5



## partition modules

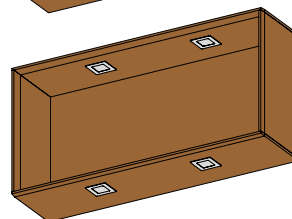
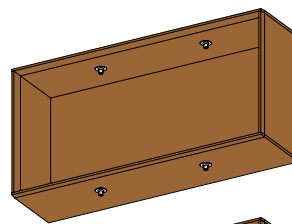
At the smallest element depth (25.8 cm), partition modules and a divisions rod encased in leather can be manoeuvred freely to provide a simple structure to the interior. These partition modules can be arranged or combined in any way you wish.



leather divisions

## lighting

The design elements can be supplemented with dimmable LED lighting upon request. Here you can choose between round, adjustable spotlights and square, flush-fitting lights.



*types of wood*



alder



beech



beech  
heartwood




oak



wild oak\*



venetian oak\*\*



moka oak\*\*\*



cherry



walnut




wild walnut\*



maple  
white oil




oak white oil



wild oak  
white oil\*

*coloured glass*

gloss or matt | Glass surfaces in a colour of your choice (see available colours on NCS colour charts).



white  
(optiwhite)




sand  
(optiwhite)



pebble  
(optiwhite)




bronze  
(matt only)




taupe  
(optiwhite)



sludge  
(optiwhite)



brown



dark brown



medium grey  
(optiwhite)



anthracite



black

**colour patterns**

Wood is one of the most noble, beautiful and versatile natural products we have. Every piece of wood is unique. Differences in colour are a result of the wood's structure and place of origin. Similarly, the age of the piece of furniture will determine its colour, as natural factors in your home's environment (e.g. sunlight) can change the surface colour. When your order specifies a particular colour, we do our best to match it. But minor variation in wood, leather and glass are inevitable. An exact colour match will never be possible.

\*Wild arrangement only available for fronts and table tops.

\*\*Venetian oak is only available for fronts.

\*\*\*Only for selected articles.